










## 2005 Average Annual County Wage Data

 Effective January 1, 2007<sup>1</sup>

								
	Average Annual Wage <sup>2</sup>	Hourly Wage	115% of Avg Annual Wage	Hourly Wage	150% of Avg Annual Wage	Hourly Wage	200% of Avg Annual Wage	Hourly Wage
<b>STATEWIDE</b>	<b>\$36,101</b>	<b>\$17.36</b>	<b>\$41,516</b>	<b>\$19.96</b>	<b>\$54,152</b>	<b>\$26.03</b>	<b>\$72,202</b>	<b>\$34.71</b>
ALACHUA	\$30,004	\$14.43	\$34,505	\$16.59	\$45,006	\$21.64	\$60,008	\$28.85
BAKER	\$24,578	\$11.82	\$28,265	\$13.59	\$36,867	\$17.72	\$49,156	\$23.63
BAY	\$30,403	\$14.62	\$34,963	\$16.81	\$45,605	\$21.93	\$60,806	\$29.23
BRADFORD	\$27,875	\$13.40	\$32,056	\$15.41	\$41,813	\$20.10	\$55,750	\$26.80
BREVARD	\$37,852	\$18.20	\$43,530	\$20.93	\$56,778	\$27.30	\$75,704	\$36.40
BROWARD	\$38,455	\$18.49	\$44,223	\$21.26	\$57,683	\$27.73	\$76,910	\$36.98
CALHOUN	\$21,648	\$10.41	\$24,895	\$11.97	\$32,472	\$15.61	\$43,296	\$20.82
CHARLOTTE	\$30,766	\$14.79	\$35,381	\$17.01	\$46,149	\$22.19	\$61,532	\$29.58
CITRUS	\$29,988	\$14.42	\$34,486	\$16.58	\$44,982	\$21.63	\$59,976	\$28.83
CLAY	\$28,059	\$13.49	\$32,268	\$15.51	\$42,089	\$20.23	\$56,118	\$26.98
COLLIER	\$37,686	\$18.12	\$43,339	\$20.84	\$56,529	\$27.18	\$75,372	\$36.24
COLUMBIA	\$28,051	\$13.49	\$32,259	\$15.51	\$42,077	\$20.23	\$56,102	\$26.97
DESOTO	\$23,959	\$11.52	\$27,553	\$13.25	\$35,939	\$17.28	\$47,918	\$23.04
DIXIE	\$25,308	\$12.17	\$29,104	\$13.99	\$37,962	\$18.25	\$50,616	\$24.33
DUVAL	\$39,303	\$18.90	\$45,198	\$21.73	\$58,955	\$28.34	\$78,606	\$37.79
ESCAMBIA	\$31,614	\$15.20	\$36,356	\$17.48	\$47,421	\$22.80	\$63,228	\$30.40
FLAGLER	\$32,192	\$15.48	\$37,021	\$17.80	\$48,288	\$23.22	\$64,384	\$30.95
FRANKLIN	\$24,737	\$11.89	\$28,448	\$13.68	\$37,106	\$17.84	\$49,474	\$23.79
GADSDEN	\$25,630	\$12.32	\$29,475	\$14.17	\$38,445	\$18.48	\$51,260	\$24.64
GILCHRIST	\$24,228	\$11.65	\$27,862	\$13.40	\$36,342	\$17.47	\$48,456	\$23.30
GLADES	\$28,177	\$13.55	\$32,404	\$15.58	\$42,266	\$20.32	\$56,354	\$27.09
GULF	\$27,744	\$13.34	\$31,906	\$15.34	\$41,616	\$20.01	\$55,488	\$26.68
HAMILTON	\$38,111	\$18.32	\$43,828	\$21.07	\$57,167	\$27.48	\$76,222	\$36.65
HARDEE	\$24,707	\$11.88	\$28,413	\$13.66	\$37,061	\$17.82	\$49,414	\$23.76
HENDRY	\$25,639	\$12.33	\$29,485	\$14.18	\$38,459	\$18.49	\$51,278	\$24.65
HERNANDO	\$27,152	\$13.05	\$31,225	\$15.01	\$40,728	\$19.58	\$54,304	\$26.11
HIGHLANDS	\$24,589	\$11.82	\$28,277	\$13.59	\$36,884	\$17.73	\$49,178	\$23.64
HILLSBOROUGH	\$38,018	\$18.28	\$43,721	\$21.02	\$57,027	\$27.42	\$76,036	\$36.56
HOLMES	\$22,104	\$10.63	\$25,420	\$12.22	\$33,156	\$15.94	\$44,208	\$21.25
INDIAN RIVER	\$31,729	\$15.25	\$36,488	\$17.54	\$47,594	\$22.88	\$63,458	\$30.51
JACKSON	\$24,743	\$11.90	\$28,454	\$13.68	\$37,115	\$17.84	\$49,486	\$23.79
JEFFERSON	\$25,735	\$12.37	\$29,595	\$14.23	\$38,603	\$18.56	\$51,470	\$24.75
LAFAYETTE	\$20,274	\$9.75	\$23,315	\$11.21	\$30,411	\$14.62	\$40,548	\$19.49
LAKE	\$30,379	\$14.61	\$34,936	\$16.80	\$45,569	\$21.91	\$60,758	\$29.21

	Average Annual Wage <sup>2</sup>	Hourly Wage	115% of Avg Annual Wage	Hourly Wage	150% of Avg Annual Wage	Hourly Wage	200% of Avg Annual Wage	Hourly Wage
LEE	\$34,719	\$16.69	\$39,927	\$19.20	\$52,079	\$25.04	\$69,438	\$33.38
LEON	\$32,555	\$15.65	\$37,438	\$18.00	\$48,833	\$23.48	\$65,110	\$31.30
LEVY	\$23,636	\$11.36	\$27,181	\$13.07	\$35,454	\$17.05	\$47,272	\$22.73
LIBERTY	\$30,677	\$14.75	\$35,279	\$16.96	\$46,016	\$22.12	\$61,354	\$29.50
MADISON	\$22,724	\$10.93	\$26,133	\$12.56	\$34,086	\$16.39	\$45,448	\$21.85
MANATEE	\$30,901	\$14.86	\$35,536	\$17.08	\$46,352	\$22.28	\$61,802	\$29.71
MARION	\$29,600	\$14.23	\$34,040	\$16.37	\$44,400	\$21.35	\$59,200	\$28.46
MARTIN	\$33,405	\$16.06	\$38,416	\$18.47	\$50,108	\$24.09	\$66,810	\$32.12
MIAMI-DADE	\$39,236	\$18.86	\$45,121	\$21.69	\$58,854	\$28.30	\$78,472	\$37.73
MONROE	\$30,937	\$14.87	\$35,578	\$17.10	\$46,406	\$22.31	\$61,874	\$29.75
NASSAU	\$29,543	\$14.20	\$33,974	\$16.33	\$44,315	\$21.31	\$59,086	\$28.41
OKALOOSA	\$30,837	\$14.83	\$35,463	\$17.05	\$46,256	\$22.24	\$61,674	\$29.65
OKEECHOBEE	\$26,284	\$12.64	\$30,227	\$14.53	\$39,426	\$18.95	\$52,568	\$25.27
ORANGE	\$37,379	\$17.97	\$42,986	\$20.67	\$56,069	\$26.96	\$74,758	\$35.94
OSCEOLA	\$27,700	\$13.32	\$31,855	\$15.31	\$41,550	\$19.98	\$55,400	\$26.63
PALM BEACH	\$40,074	\$19.27	\$46,085	\$22.16	\$60,111	\$28.90	\$80,148	\$38.53
PASCO	\$28,074	\$13.50	\$32,285	\$15.52	\$42,111	\$20.25	\$56,148	\$26.99
PINELLAS	\$34,983	\$16.82	\$40,230	\$19.34	\$52,475	\$25.23	\$69,966	\$33.64
POLK	\$31,787	\$15.28	\$36,555	\$17.57	\$47,681	\$22.92	\$63,574	\$30.56
PUTNAM	\$28,903	\$13.90	\$33,238	\$15.98	\$43,355	\$20.84	\$57,806	\$27.79
ST JOHNS	\$31,919	\$15.35	\$36,707	\$17.65	\$47,879	\$23.02	\$63,838	\$30.69
ST LUCIE	\$31,076	\$14.94	\$35,737	\$17.18	\$46,614	\$22.41	\$62,152	\$29.88
SANTA ROSA	\$28,548	\$13.73	\$32,830	\$15.78	\$42,822	\$20.59	\$57,096	\$27.45
SARASOTA	\$34,849	\$16.75	\$40,076	\$19.27	\$52,274	\$25.13	\$69,698	\$33.51
SEMINOLE	\$36,960	\$17.77	\$42,504	\$20.43	\$55,440	\$26.65	\$73,920	\$35.54
SUMTER	\$26,617	\$12.80	\$30,610	\$14.72	\$39,926	\$19.19	\$53,234	\$25.59
SUWANNEE	\$24,014	\$11.55	\$27,616	\$13.28	\$36,021	\$17.32	\$48,028	\$23.09
TAYLOR	\$30,143	\$14.49	\$34,664	\$16.67	\$45,215	\$21.74	\$60,286	\$28.98
UNION	\$25,074	\$12.05	\$28,835	\$13.86	\$37,611	\$18.08	\$50,148	\$24.11
VOLUSIA	\$28,788	\$13.84	\$33,106	\$15.92	\$43,182	\$20.76	\$57,576	\$27.68
WAKULLA	\$26,403	\$12.69	\$30,363	\$14.60	\$39,605	\$19.04	\$52,806	\$25.39
WALTON	\$27,877	\$13.40	\$32,059	\$15.41	\$41,816	\$20.10	\$55,754	\$26.80
WASHINGTON	\$23,200	\$11.15	\$26,680	\$12.83	\$34,800	\$16.73	\$46,400	\$22.31

<sup>1</sup> All incentives applications received on or after January 1, 2007, will be subject to the new 2005 wages

<sup>2</sup> Florida Agency for Workforce Innovation, Office of Workforce Information Services, Labor Market Statistics, ES202 Program (with US Department of Labor, Bureau of Labor Statistics)